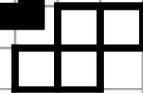


mathsquad


BOOK 1

Key Skills Training - L1



name:

Welcome to the Key Skills Training Program. These sheets are designed to give you multiple opportunities to revise key mathematical skills. Completing these sheets will help you become equipped with the skills you need to be a successful user of mathematics in secondary school and also every day life. The following points will help you get the most out of the program. Enjoy!

- The questions in this booklet are designed to be completed without the assistance of a calculator.
- Using your times tables accurately and efficiently is a large focus of this program. For students who don't yet know their times tables, a multiplication grid has been included on the back page of this booklet.
- When you see the  symbol include some working to support your answer. This could involve a calculation, annotating a diagram or an explanation of your thought process.
- You may be able to complete very few questions or almost all of them, it doesn't matter. As long as you give your best effort and try to improve each time you are maximising your success!
- If you feel that some or all of these questions aren't suitable for you, have a chat with your teacher.

Every skill within this booklet connects to an online skill development page containing instructional videos and practice questions. Head to the website below to learn more!


Webpage: <https://mathsqquad.org/KS1>

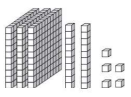



Time to get started on Sheet 1. Turn the page and complete the questions on pages 2 and 3.


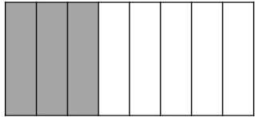





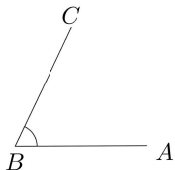

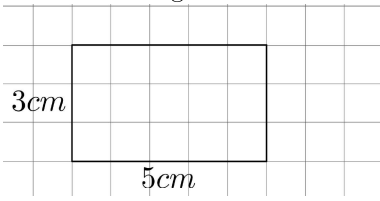



<h1>mathsquad</h1>	Key Skills Training Level 1 Sheet 1	Name: _____ Due date: _____
--------------------	--	------------------------------------

Step 1: ★ Start a timer ★ Complete the 90 times tables questions ★ Stop the timer ★ Record your time



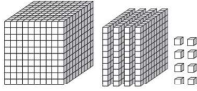



1. $11 \times 4 =$	19. $5 \times 5 =$	37. $7 \times 11 =$	55. $6 \times 7 =$	73. $3 \times 3 =$
2. $10 \times 4 =$	20. $9 \times 9 =$	38. $4 \times 9 =$	56. $5 \times 8 =$	74. $6 \times 0 =$
3. $1 \times 8 =$	21. $11 \times 2 =$	39. $2 \times 1 =$	57. $10 \times 2 =$	75. $8 \times 6 =$
4. $4 \times 6 =$	22. $4 \times 12 =$	40. $0 \times 5 =$	58. $8 \times 7 =$	76. $4 \times 1 =$
5. $6 \times 10 =$	23. $10 \times 0 =$	41. $12 \times 9 =$	59. $2 \times 4 =$	77. $4 \times 4 =$
6. $11 \times 9 =$	24. $6 \times 6 =$	42. $11 \times 1 =$	60. $1 \times 12 =$	78. $10 \times 9 =$
7. $4 \times 0 =$	25. $3 \times 2 =$	43. $2 \times 7 =$	61. $5 \times 6 =$	79. $6 \times 3 =$
8. $3 \times 11 =$	26. $0 \times 1 =$	44. $7 \times 3 =$	62. $3 \times 0 =$	80. $11 \times 5 =$
9. $12 \times 11 =$	27. $12 \times 3 =$	45. $2 \times 8 =$	63. $9 \times 5 =$	81. $4 \times 5 =$
10. $10 \times 10 =$	28. $9 \times 3 =$	46. $10 \times 5 =$	64. $1 \times 1 =$	82. $1 \times 6 =$
11. $4 \times 8 =$	29. $6 \times 9 =$	47. $5 \times 1 =$	65. $9 \times 7 =$	83. $7 \times 5 =$
12. $8 \times 8 =$	30. $2 \times 5 =$	48. $0 \times 2 =$	66. $9 \times 0 =$	84. $3 \times 10 =$
13. $0 \times 11 =$	31. $3 \times 4 =$	49. $12 \times 12 =$	67. $2 \times 2 =$	85. $10 \times 8 =$
14. $11 \times 6 =$	32. $2 \times 6 =$	50. $2 \times 9 =$	68. $5 \times 3 =$	86. $7 \times 4 =$
15. $12 \times 2 =$	33. $1 \times 7 =$	51. $3 \times 1 =$	69. $7 \times 7 =$	87. $0 \times 7 =$
16. $8 \times 9 =$	34. $0 \times 12 =$	52. $7 \times 10 =$	70. $11 \times 10 =$	88. $10 \times 1 =$
17. $3 \times 8 =$	35. $7 \times 12 =$	53. $10 \times 12 =$	71. $1 \times 9 =$	89. $12 \times 8 =$
18. $12 \times 5 =$	36. $0 \times 8 =$	54. $11 \times 8 =$	72. $12 \times 6 =$	90. $11 \times 11 =$
Time: _____				








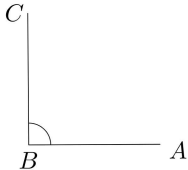

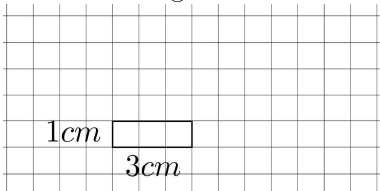

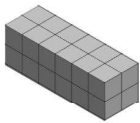

Step 2: ★ Complete the 21 skills questions with your best effort ★ Include working out when you see the  symbol

1. Fill in the boxes to make each equation true a. $5 + \square = 5$ b. $6 + \square = 10$ c. $0 + \square = 0$	2. a. $3 + 1 =$ b. $3 + 9 =$ c. $13 + 8 =$ d. $26 + 43 =$	3. What number is shown below? Use digits then words 	4.  $2179 + 212$
5. a. $3 - 3 =$ b. $13 - 8 =$ c. $85 - 8 =$ d. $84 - 25 =$	6.  $424 - 231$	7. a. $10 \times 1 =$ b. $11 \times 3 =$ c. $3 \times 8 =$ d. $7 \times 8 =$	8.  7×661

<p>9. a. $80 \div 10 =$</p> <p>b. $20 \div 2 =$</p> <p>c. $64 \div 8 =$</p> <p>d. $78 \div 8 =$ rem.</p>	<p>10.  $3177 \div 3$</p>	<p>11. Fill in the boxes to make each equation true</p> <p>a. $2 \times \square = 96$</p> <p>b. $3 \times \square = 90$</p> <p>c. $5 \times \square = 120$</p>	<p>12. a. List the factors of 21</p> <p>b. List the first 4 positive multiples of 13</p>
<p>13. What fraction is represented in the diagram below?</p> 	<p>14.  Calculate $\frac{3}{6} + \frac{2}{6}$. Illustrate your calculation using the rectangle below.</p> $\frac{3}{6} + \frac{2}{6} =$ 	<p>15.  Calculate the following. Illustrate your calculations using the rectangle below.</p> <p>a. $\frac{1}{6}$ of 54 = b. $\frac{5}{6}$ of 54 =</p> 	
<p>16. Fill in the box to create an equivalent fraction</p> $\frac{3}{4} = \frac{\square}{16}$	<p>17. Write the following as a simplified fraction</p> $\frac{6}{18} =$	<p>18.  Calculate $\frac{5}{6} + \frac{1}{12}$. Please give your answer in simplified form.</p>	
<p>19. a. Circle the word that classifies $\angle ABC$ below:</p>  <p>straight right acute obtuse</p> <p>b. Estimate the size of angle ABC.</p> <p>$\angle ABC \approx$</p>	<p>20.  Determine the perimeter and area of the rectangle below.</p>  <p>$P =$</p> <p>$A =$</p>	<p>21.  Calculate the volume of the shape below.</p>   <p>$V =$</p>	
<p>Step 3: ★ Complete any additional weekly tasks in the space below ★</p>			

more space from page 22 onwards if needed

		Key Skills Training Level 1 Sheet 2		Name: _____ Due date: _____	
Step 1: ★ Start a timer ★ Complete the 90 times tables questions ★ Stop the timer ★ Record your time					
1. $10 \times 1 =$	19. $5 \times 5 =$	37. $2 \times 10 =$	55. $12 \times 7 =$	73. $3 \times 3 =$	
2. $0 \times 8 =$	20. $8 \times 2 =$	38. $10 \times 10 =$	56. $4 \times 8 =$	74. $12 \times 0 =$	
3. $8 \times 8 =$	21. $7 \times 7 =$	39. $3 \times 5 =$	57. $5 \times 1 =$	75. $9 \times 1 =$	
4. $7 \times 5 =$	22. $6 \times 8 =$	40. $12 \times 3 =$	58. $10 \times 0 =$	76. $8 \times 10 =$	
5. $4 \times 7 =$	23. $12 \times 4 =$	41. $12 \times 6 =$	59. $7 \times 9 =$	77. $5 \times 9 =$	
6. $11 \times 11 =$	24. $1 \times 6 =$	42. $3 \times 0 =$	60. $2 \times 3 =$	78. $1 \times 11 =$	
7. $6 \times 9 =$	25. $2 \times 5 =$	43. $6 \times 3 =$	61. $4 \times 1 =$	79. $5 \times 8 =$	
8. $2 \times 12 =$	26. $0 \times 11 =$	44. $9 \times 3 =$	62. $3 \times 11 =$	80. $7 \times 1 =$	
9. $2 \times 2 =$	27. $11 \times 8 =$	45. $1 \times 3 =$	63. $10 \times 9 =$	81. $5 \times 12 =$	
10. $7 \times 0 =$	28. $1 \times 8 =$	46. $9 \times 8 =$	64. $4 \times 5 =$	82. $6 \times 5 =$	
11. $11 \times 5 =$	29. $1 \times 0 =$	47. $1 \times 1 =$	65. $7 \times 6 =$	83. $2 \times 4 =$	
12. $3 \times 8 =$	30. $7 \times 10 =$	48. $0 \times 5 =$	66. $9 \times 12 =$	84. $4 \times 0 =$	
13. $4 \times 3 =$	31. $10 \times 6 =$	49. $9 \times 0 =$	67. $12 \times 8 =$	85. $9 \times 9 =$	
14. $4 \times 11 =$	32. $2 \times 1 =$	50. $6 \times 0 =$	68. $6 \times 2 =$	86. $10 \times 12 =$	
15. $3 \times 7 =$	33. $10 \times 11 =$	51. $2 \times 0 =$	69. $6 \times 11 =$	87. $4 \times 4 =$	
16. $4 \times 6 =$	34. $11 \times 7 =$	52. $4 \times 10 =$	70. $11 \times 9 =$	88. $3 \times 10 =$	
17. $7 \times 2 =$	35. $12 \times 12 =$	53. $8 \times 7 =$	71. $10 \times 5 =$	89. $9 \times 4 =$	
18. $9 \times 2 =$	36. $12 \times 11 =$	54. $12 \times 1 =$	72. $2 \times 11 =$	90. $6 \times 6 =$	
Time: _____					
Step 2: ★ Complete the 21 skills questions with your best effort ★ Include working out when you see the  symbol					
1. Fill in the boxes to make each equation true a. $\square + 0 = 5$ b. $10 + \square = 10$ c. $\square + 7 = 7$	2. a. $0 + 4 =$ b. $8 + 3 =$ c. $9 + 23 =$ d. $48 + 26 =$	3. What number is shown below? Use digits then words 	4.  $2622 + 797$		
5. a. $7 - 2 =$ b. $11 - 4 =$ c. $42 - 34 =$ d. $48 - 16 =$	6.  $834 - 553$	7. a. $1 \times 3 =$ b. $9 \times 11 =$ c. $7 \times 3 =$ d. $12 \times 7 =$	8.  5×547		

<p>9. a. $80 \div 8 =$</p> <p>b. $21 \div 7 =$</p> <p>c. $84 \div 12 =$</p> <p>d. $80 \div 7 =$ rem.</p>	<p>10.  $8456 \div 8$</p>	<p>11. Fill in the boxes to make each equation true</p> <p>a. $2 \times \square = 48$</p> <p>b. $3 \times \square = 51$</p> <p>c. $5 \times \square = 90$</p>	<p>12. a. List the factors of 44</p> <p>b. List the first 6 positive multiples of 10</p>
<p>13. What fraction is represented in the diagram below?</p> 	<p>14.  Calculate $\frac{4}{7} + \frac{2}{7}$. Illustrate your calculation using the rectangle below.</p> $\frac{4}{7} + \frac{2}{7} =$ 	<p>15.  Calculate the following. Illustrate your calculations using the rectangle below.</p> <p>a. $\frac{1}{5}$ of 25 = b. $\frac{4}{5}$ of 25 =</p> 	
<p>16. Fill in the box to create an equivalent fraction</p> $\frac{9}{10} = \frac{\square}{40}$	<p>17. Write the following as a simplified fraction</p> $\frac{8}{56} =$	<p>18.  Calculate $\frac{3}{5} + \frac{3}{10}$. Please give your answer in simplified form.</p>	
<p>19. a. Circle the word that classifies $\angle ABC$ below:</p>  <p>straight right acute obtuse</p> <p>b. Estimate the size of angle ABC.</p> <p>$\angle ABC \approx$</p>	<p>20.  Determine the perimeter and area of the rectangle below.</p>  <p>$P =$</p> <p>$A =$</p>	<p>21.  Calculate the volume of the shape below.</p>   $= 1\text{mm}^3$ <p>$V =$</p>	
<p>Step 3: ★ Complete any additional weekly tasks in the space below ★</p>			

more space from page 22 onwards if needed